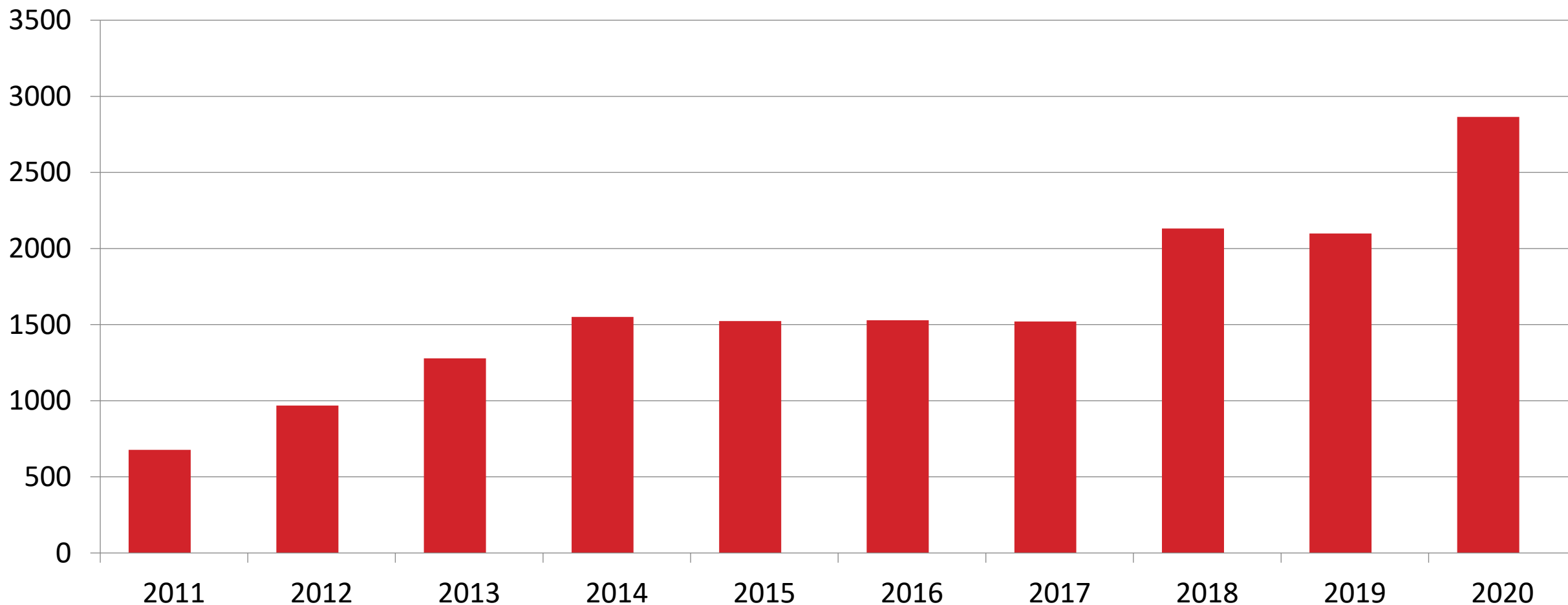


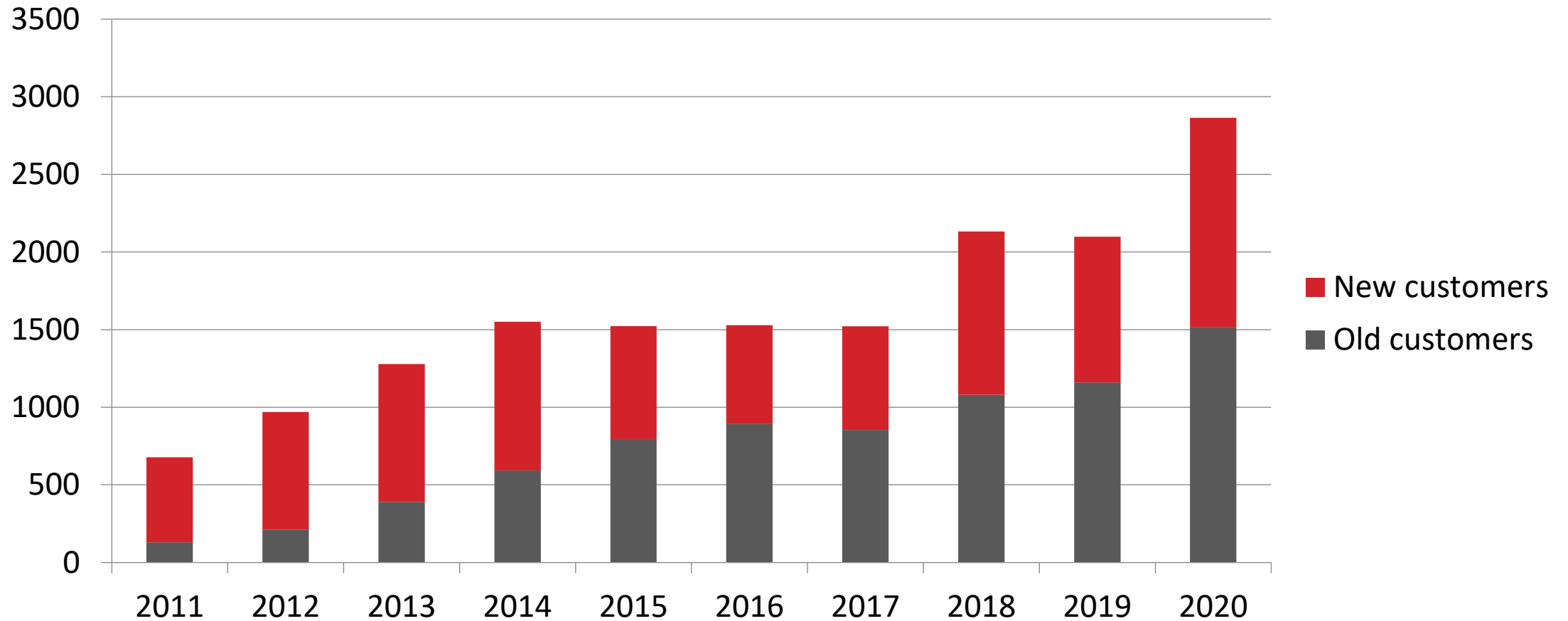
Business development statistics 2020

KEUKE
KASVUN MAHDOLLISTAJA

All customers, 2011 – 2020



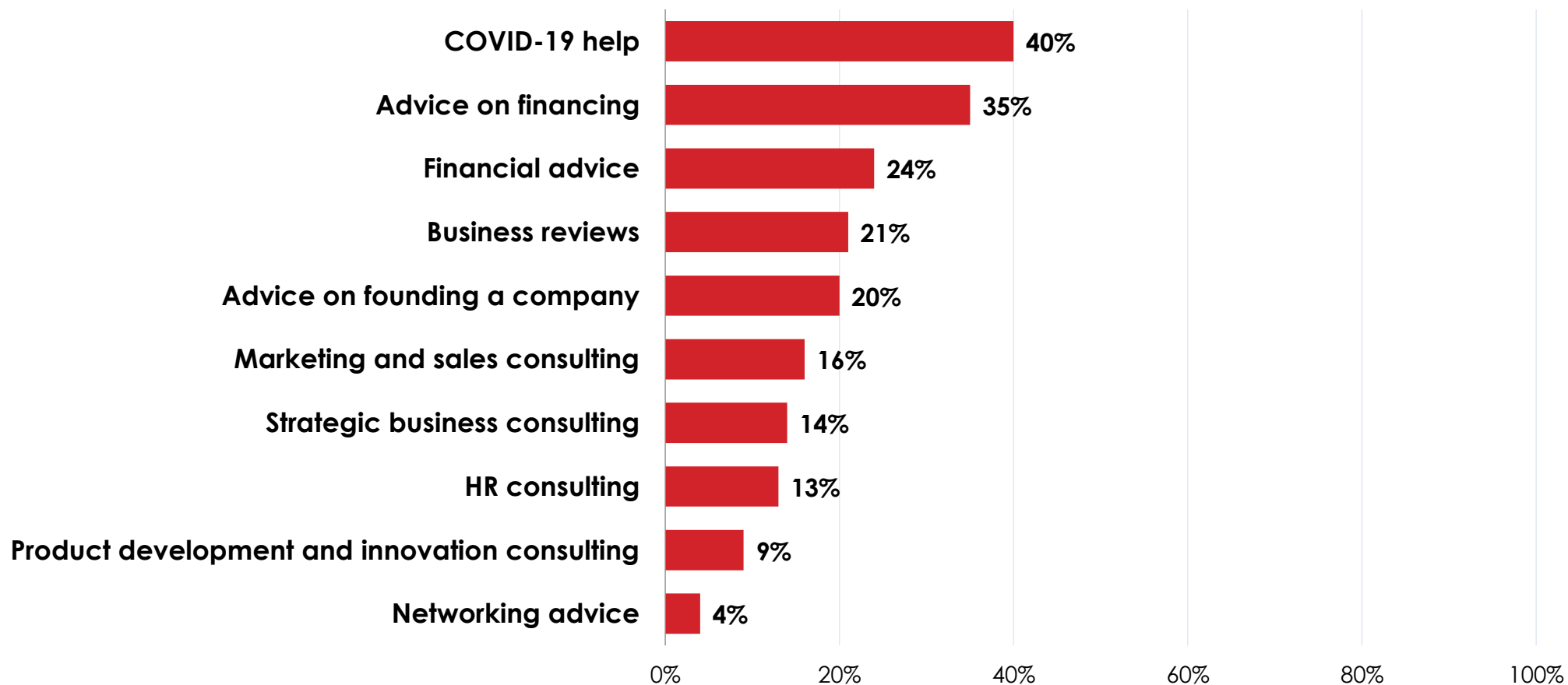
New and old customers 2011-2020



Customers by locality, 2020 (2019)

Municipality	All customers, 2020	All customers, 2019
Järvenpää	542	499
Karkkila	124	89
Kerava	488	310
Nurmijärvi	487	389
Pornainen	63	50
Sipoo	246	237
Tuusula	530	362
Other	385	163
In total	2865	2099

Breakdown of services TOP 10, 2020



Results of consulting activities 2020

Consulting activity	2020	2019
Business reviews	2147	1144
Business / project plans	422	381
Surveys or reports	1318	96
Marketing plans	240	231
Product development plans	85	34
Internationalization plans	23	10
Human resources plans	95	69
Training plans	43	31
Ownership change plans	57	88

Results of consulting activities 2020

Consulting activity	2020	2019
StarttiPlus development plans	41	39
Participants at events	1425	1892
Financial calculations/plans	649	300
Financing applications	599	205
Financing applications, €	13.998.313 €	4.646.473 €
Investment plans	41	37
Investment plans, €	11.015.501 €	6.968.700 €
Redirected to the network	1140	465
Redirected from the network	369	250

Thank you for your time!

keuke@keuke.fi

KEUKE

KASVUN MAHDOLLISTAJA